



User's Manual



Disney
Junior



InnoTAB[®]

LEARNING SOFTWARE

QUICK START

Compatibility Note

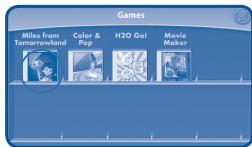
This cartridge will only run on **InnoTab® MAX** or **InnoTV™**. If you own an older **InnoTab®** model, you must download the game onto your tablet from **Learning Lodge®** before you can play it. See the instruction sheet that comes with this manual for details.

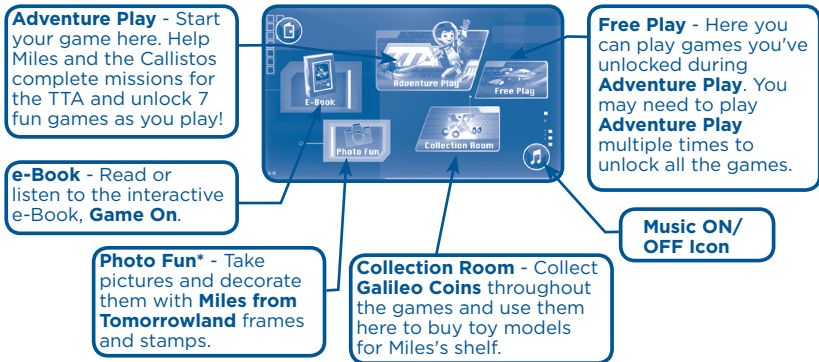
To Begin Playing

InnoTab® MAX or InnoTV™: Insert the cartridge into your **VTech®** system and select the cartridge icon to start the game.



Other InnoTab® Models: Once you've downloaded the game onto your tablet, it can be found by touching the **Games** icon on the **InnoTab®** desktop.





*If your device does not have a built-in camera, this activity will not be available.

Helpful InnoTab® Buttons



HOME

Exit the cartridge and return to the **InnoTab®** desktop.



HELP BUTTON

Replay instructions or ask for a hint.



BACK BUTTON

Return to the previous screen.

Helpful InnoTV™ Buttons



EXIT BUTTON

Exit the activity and return to the cartridge's main menu or the **InnoTV™** Home screen.



HELP BUTTON

Replay instructions or ask for a hint.

INTRODUCTION

Join Miles and the rest of the Callisto family as they journey around the galaxy to complete missions for the Tomorrowland Transit Authority.

As the family cruises the galaxy, Miles gathers Galileo Coins that he can use to buy toy models of his favorite science gear. Can you help him collect them all?



CURRICULUM

Levels

InnoTab® cartridges have a tiered leveling system. During **Adventure Play**, choose **Easy** or **Difficult** mode based on your child's age and ability level. For this cartridge, **Easy** is for approximately **4- and 5-year-olds**, while **Difficult** is for ages **6-7**. For **Free Play**, you can likewise select **Easy** and **Difficult**. Difficulty increases as your child progresses through each game.



Teaches Science Concepts and More

The **Miles from Tomorrowland InnoTab®** cartridge focuses on science skills. For young children science skills are closely tied with problem solving, which introduces children to the exploratory nature of science. In **Miles from Tomorrowland**, much of the science is weaved seamlessly into the story, allowing science vocabulary and concepts to be taught without interrupting the fun of Miles exploring his world and completing his missions.

Skill Chart

All **InnoTab®** cartridges help children build skills across multiple subject areas. Here's a list of the skills taught in this cartridge:

Game	Primary Skill	Math	Reading/ Language Arts	Science	Social Studies	Problem Solving	Creativity
Clear the Space Junk	Ordering Numbers	●				○	
Map the Route	Skip Counting	●		○		○	
Identify the Planet	Classification			●		○	
Prepare for the Mission	Order of Events		●	○		○	
Save the Shuttle	Planning	○		○		●	
Retrieve the Broken Rover	Logic			○		●	
Attack of the Flickorax	Science Vocabulary		○	●		○	
e-Book	Reading		●	○			
Photo Fun	Photography						●

● Primary Skill

○ Secondary Skill

Track Your Child's Learning Progress Online

Connect to **VTech's** online **Progress Log** for detailed information about the time your child spends playing this cartridge. We'll give you a breakdown of your child's performance and the skills taught in every game so you can quickly see where your child excels and where additional support is needed.

To view the Progress Log, go to: www.vtechkids.com/progresslog

The screenshot shows the 'Progress Log' interface for a child named Chris. At the top, it says 'Chris' and 'Last visited on May 4, 2015'. A message reads: 'Once Chris has played a few times, connect his device to the Internet to upload his scores, and we'll show you how he's doing.' Below this is a dropdown menu for 'Choose another child'. The main area is divided into two tabs: 'Chris's learning achievements' and 'What has Chris played?'. Under 'Chris's learning achievements', there are five categories: Language Development, Reading, Mathematics, Social Studies & Sciences, and Creative & Critical Thinking. Each category has a grid of sub-categories. For example, under 'Language Development', there are 'Letters', 'Phonics', 'Foreign Languages', and 'Handwriting'. Under 'Reading', there are 'Early Reading Concepts', 'Vocabulary & Spelling', 'Listening & Identifying Sounds', and 'Reading Comprehension'. Under 'Mathematics', there are 'Patterns & Classification', 'Numbers & Counting', 'Measurement', and 'Geometry'. Under 'Social Studies & Sciences', there are 'Safety', 'Community & Culture', 'Geography', and 'Life Sciences'. Under 'Creative & Critical Thinking', there are 'Art', 'Music', 'Logic & Memory', and 'Visual Skills'.

You can also connect directly on the **InnoTab® MAX** by selecting **Progress Log** from the **Parental Controls** menu.

WARNING: All packing materials, such as tape, plastic sheets, packaging locks and tags are not part of this toy, and should be discarded for your child's safety.

ATTENTION: Pour la sécurité de votre enfant, débarrassez-vous de tous les produits d'emballage tels que rubans adhésifs, feuilles de plastique, attaches et étiquettes. Ils ne font pas partie du jouet.

NOTE: Please keep user's manual as it contains important information.

Expand the Learning

As your child progresses through the game, you may want additional apps to extend or supplement your child's understanding. **Learning Lodge®** has over 1,000 apps, bundles, videos, songs and other educational tools to keep your child learning.

Additionally, if your child enjoyed the **Miles from Tomorrowland Science** cartridge, here are some other **InnoTab®** cartridges that may make learning feel more like playing. Cartridges can be purchased in stores or online at vtechkids.com.




Monsters University*

© Disney/Pixar



Pixar Play

© Disney/Pixar



Planes*

© Disney

* Not compatible with InnoTV™.

CARE & MAINTENANCE

1. Keep your **InnoTab®** cartridge clean by wiping it with a slightly damp cloth. Never use solvents or abrasives.
2. Keep it out of direct sunlight and away from direct sources of heat.
3. Avoid dropping it. **NEVER** try to dismantle it.
4. Always keep the **InnoTab®** cartridge away from water.

If you need help, please contact our Consumer Services Department.

Internet: www.vtechkids.com

Phone: 1-800-521-2010 in the US or 1-877-352-8697 in Canada

WARNING

A very small percentage of the public, due to an existing condition, may experience epileptic seizures or momentary loss of consciousness when viewing certain types of flashing colors or patterns. While playing this cartridge will not contribute to any additional risks, we do recommend that parents supervise their children while they play video games. If your child experiences dizziness, altered vision, disorientation, or convulsions, discontinue use immediately and consult your physician. Please note that focusing on an LCD screen at close range and handling video game controls for a prolonged period of time may cause fatigue or discomfort. We recommend that children take a 15-minute break for every hour of play.

NOTE:

THIS DEVICE COMPLIES WITH PART 15 OF THE FCC RULES. OPERATION IS SUBJECT TO THE FOLLOWING TWO CONDITIONS: (1) THIS DEVICE MAY NOT CAUSE HARMFUL INTERFERENCE, AND (2) THIS DEVICE MUST ACCEPT ANY INTERFERENCE RECEIVED, INCLUDING INTERFERENCE THAT MAY CAUSE UNDESIRE OPERATION.

This equipment has been tested and found to comply with the limits for a Class B digital device, pursuant to Part 15 of the FCC Rules. These limits are designed to provide reasonable protection against harmful interference in a residential installation. This equipment generates, uses and can radiate radio frequency energy and, if not installed and used in accordance with the instructions, may cause harmful interference to radio communications. However, there is no guarantee that interference will not occur in a particular installation. If this equipment does cause harmful interference to radio or television reception, which can be determined by turning the equipment off and on, the user is encouraged to try to correct the interference by one or more of the following measures:

- Reorient or relocate the receiving antenna.
- Increase the separation between the equipment and receiver.
- Connect the equipment into an outlet on a circuit different from that to which the receiver is connected.
- Consult the dealer or an experienced radio/TV technician for help.

CAN ICES-3 (B)/NMB-3(B)

Caution: Changes or modifications not expressly approved by the party responsible for compliance could void the user's authority to operate the equipment.



PRODUCT WARRANTY

This Warranty is applicable only to the original purchaser, is non-transferable and applies only to "VTech" products or parts. This product is covered by a 3-month Warranty from the original purchase date, under normal use and service, against defective workmanship and materials. This Warranty does not apply to (a) consumable parts, such as batteries; (b) cosmetic damage, including but not limited to scratches and dents; (c) damage caused by use with non-VTech products; (d) damage caused by accident, misuse, unreasonable use, immersion in water, neglect, abuse, battery leakage, or improper installation, improper service, or other external causes; (e) damage caused by operating the product outside the permitted or intended uses described by VTech in the owner's manual; (f) a product or part that has been modified (g) defects caused by normal wear and tear or otherwise due to the normal aging of the product; or (h) if any VTech serial number has been removed or defaced.

Prior to returning a product for any reason, please notify the VTech Consumer Services Department, by sending an email to vtechkids@vtechkids.com or calling 1-800-521-2010. If the service representative is unable to resolve the issue, you will be provided instructions on how to return the product and have it replaced under Warranty. Return of the product under Warranty must adhere to the following rules:

If VTech believes that there may be a defect in the materials or workmanship of the product and can confirm the purchase date and location of the product, we will at our discretion replace the product with a new unit or product of comparable value. A replacement product or parts assumes the remaining Warranty of the original product or 30 days from the date of replacement, whichever provides longer coverage.

THIS WARRANTY AND THE REMEDIES SET FORTH ABOVE ARE EXCLUSIVE AND IN LIEU OF ALL OTHER WARRANTIES, REMEDIES AND CONDITIONS, WHETHER ORAL, WRITTEN, STATUTORY, EXPRESS OR IMPLIED. IF VTECH CANNOT LAWFULLY DISCLAIM STATUTORY OR IMPLIED WARRANTIES THEN TO THE EXTENT PERMITTED BY LAW, ALL SUCH WARRANTIES SHALL BE LIMITED TO THE DURATION OF THE EXPRESS WARRANTY AND TO THE REPLACEMENT SERVICE AS DETERMINED BY VTECH IN ITS SOLE DISCRETION.

To the extent permitted by law, VTech will not be responsible for direct, special, incidental or consequential damages resulting from any breach of Warranty.

This Warranty is not intended to persons or entities outside the United States of America. Any disputes resulting from this Warranty shall be subject to the final and conclusive determination of VTech.

